

Enhanced Durability

- Made by durable materials which can support up to 31 types of most common disinfectants to meet the clinical requirements.
- No-fan Design can largely reduce power consumption and dust accumulation.

Multi-Scenario Adaptable

- CX series is mainly positioned for bedside and also in-hospital transport application. Flexible mounting solutions are still available to meet various clinical needs from sub-acute and general ward.
- MT-206 trolley has quick release function, enabling a more convenient transport experience.



Wall Mount



MT-206 Rolling Stand with Quick Releasing

Simplify Monitoring, Maximize Values

CX10 Patient Monitor



Global Headquarters:

Edan Instruments, Inc. | 15 Jinhui Road, Pingshan District, Shenzhen
518122 P.R. China | +86.755.26898326 | www.edan.com | info@edan.com

U.S. and Canada inquiries:

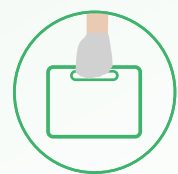
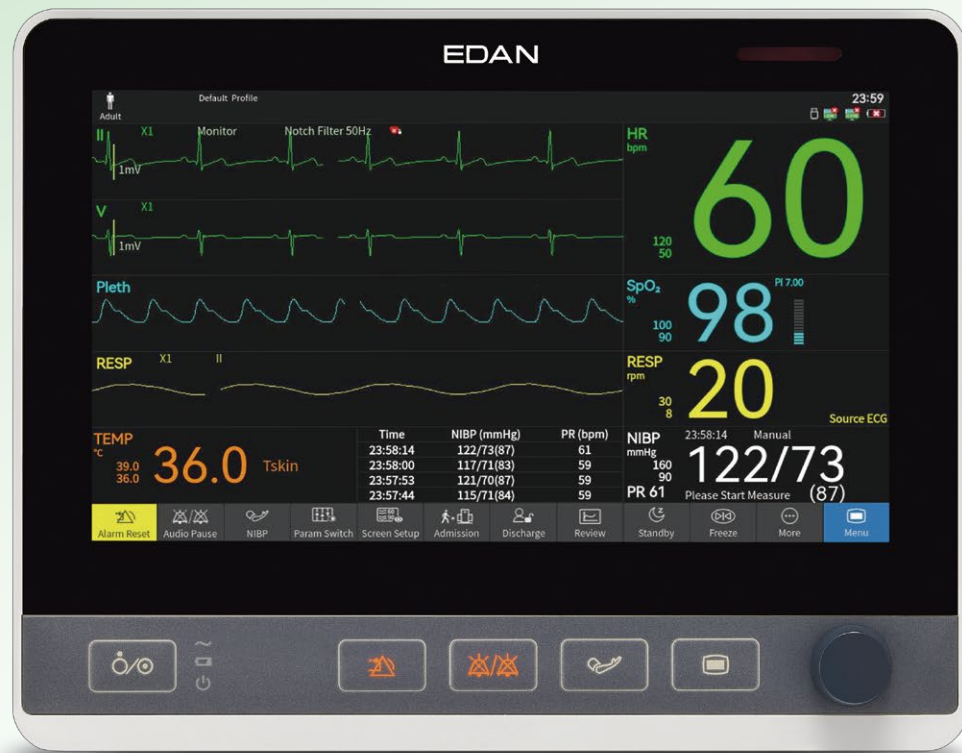
EDAN Diagnostics, Inc. | 9918 Via Pasar, San Diego, CA 92126
+1.858.750.3066 | www.edandiagnostics.com | edan-info@edandiagnostics.com

© Edan Instruments, Inc. All rights reserved. Features and specifications are subject to change without prior notice. No reproduction, copy or transmission may be made without written permission. Not all products or features are available in all countries, contact Edan for local availability.

Bring an Easy Way to Monitoring

Patient monitoring should be more equitable and inclusive. Based on 20-year experience of Edan patient monitoring, CX series patient monitors, precise target to primary clinical demands, ensure high quality, durability, and accuracy affordably. Elevate operation experience and performance on the premise of cost control.

10.1"



Portable Design



100° Incline Angel



1024x600



Gesture Operation



Long Battery Life



5G Wi-Fi



HDMI

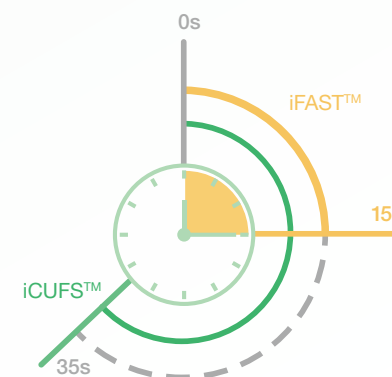
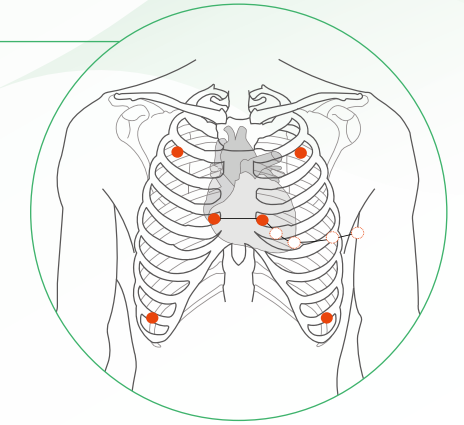


Powerful Storage

Accuracy & Performance Assurance

ECG

- Industry-leading ECG monitoring algorithm iSEAP™, excellent in up to 33 types of arrhythmia detection.
- Specialized SEMIP™ algorithm ensures the accuracy of ECG diagnosis validated by CSE, MIT, and AHA databases.
- Multi-lead analysis improves detection sensitivity and reduces false alarms which makes caregivers be more trustful in measurement.
- Standard 3/5-lead with optional 6/12-lead can meet variable clinical demands. Customizable 6-lead placement for more ECG information.



NIBP

- Innovative iFAST™ algorithm achieves blood pressure measurement and obtains values in 15 seconds.
- iCUFS™ algorithm designed with smart self-adaptive inflation and deflation by cuff size identification guarantees the safety of patients.
- Venipuncture assisting as clinical tool.

SpO₂

- iMAT™ algorithm with outstanding motion resistance and low perfusion resistance performance.
- Reference reading of Perfusion Index (PI) from 0.05% to 20% according to perfusion changes with accuracy of 0.01% (0.05%-9.99%).
- Simultaneous measurements of SpO₂ and NIBP of the same limb.

